

Nursery – Spring 1 Jan/Feb 2024

English – This half term we will be focussing on the foundations of literacy. At Picknalls we follow the Little Wandle programme, and we will be looking particularly at Phase One. Children need to be secure in this before they move onto letter sound acquisition during phase 2. The following link may be useful: - <https://www.letters-and-sounds.com/phase-1.html>
Why not try some of these activities at home.

Sing every day... Why not make a singing apron or bag?



In a pocket/in the bag place an item from a nursery rhyme e.g. a bus for wheels on the bus, a star for twinkie twinkie, a green bottle for 10 green bottles, the list is endless. Perhaps you could try and sing 5 nursery rhymes a day every day. Children who can hear the rhythm and rhyme in these songs often become the very best readers.

A listening moment.

This is an activity that can take place indoors or outdoors.

Remind your child how to be a good listener and invite them to show how good they

are at listening by remembering all the sounds they hear when they listen for a moment.

It may be useful to use a sand timer to illustrate, for example, the passing of half a minute. Ask them what made each sound and encourage them to try to make the sound themselves. You might like to share this read aloud book all about a listening walk.

<https://www.youtube.com/watch?v=BLs4r8IHUSg>



Drum outdoors.

Give your child a beater or make drumsticks, for example from short pieces of dowel. Encourage your child to explore an outdoor space and discover how different sounds are made by tapping or stroking, with their beaters, a wooden door, a wire fence, a metal slide, and items such as pipes and upturned pots. Why not record/photograph your child and share their music making with us.



Rhyming books

Regularly include rhyming books as part of your daily book-sharing session. Read these books with plenty of intonation and expression so that your child tunes into the rhythm of the language

and the rhyming words. Encourage your child to join in with repetitive phrases such as Run, run, as fast as you can, You can't catch me, I'm the Gingerbread Man. Wherever possible make the activity multi-sensory to intensify learning and enjoyment.



Sounds around

Make sure that word play with initial sounds is commonplace. Include lots of simple tongue twisters to ensure that your child enjoys experimenting with words that are alliterative. Use opportunities as they occur incidentally to make up tongue twisters by using children's names, or objects that are of particular

personal interest to them (e.g. David's dangerous dinosaur, Millie's marvellous, magic mittens).



Digging for treasure
Collect two sets of objects suitable for hiding in sand or shaving foam. Each set of objects must


have names beginning with the same initial sound. Choose initial sounds for each set that sound very different from one another. Bury the objects in preparation for the session. As your child uncovers the treasure, group the objects by initial sound and each time another is added recite the content of that set: Wow! You have found a car. Now we have a cup, a cow, a candle and a car.

Nursery – Spring 1 – Jan/Feb 2024

Maths – This half term we will be looking at the numbers 6 to 10. Counting to 10 and writing the numbers to 5 then 10. We will also look at ordering things by size as part of our Goldilocks and the Three Bears week.



Draw out a worm and divide his body into 11 segments. Label each segment from 0 to 10. Ask your child to stick stickers in the segment to match the numeral.



On a large piece of paper or cardboard draw a scarf or race-track shape. Divide into segments and put a number from 1 to 10 in each segment. Take it in turns to roll a dice and say the number you land on. Collect that many Lego bricks, raisins etc and keep them in a pile.

Once you have all crossed the finish line count your objects. The winner is the one with the most.



Find a selection of objects but in different sizes and then arrange them from smallest to largest. Start with 3, small, medium and large, then gradually increase the quantity as your child becomes more confident.

Find 3 Teddy's. A small, a medium and a large. Next find a selection of objects in three different sizes for your child to match to the right bear.

Goldilocks and The Three Bears



Draw carefully round your child's hands to create glove or mitten templates. Write a number from 1 to 10 on each glove and then provide stickers, buttons etc for decorating. Children need to say the number on the mitten and then decorate using that many stickers etc.

Count out 11 cake cases. In the bottom write the numbers 0 to 10. Provide your child with a pile of small objects e.g. pom poms, mini marshmallows, skittles, raisins etc. Ask your child to say the number then carefully count out the corresponding number of objects. If you want to make this a fine motor activity as well add a pair of tweezers or chopsticks to move the objects.



Nursery– Spring 1 – Jan/Feb 2024

Connected Curriculum – This half term our topic is: 'Into the Dark'. We will look at space, planets and travel in space. We have provided details and some activity suggestions below to allow you to support your child's learning at home. Should you require any further information please do not hesitate to talk to the Nursery staff. We love to see what the children achieve at home so please feel free to send pictures to Miss Goodwin vgoodwin@picknalls.co.uk Whilst we love to celebrate your child's achievements in the classroom if you confirm in your email, we are ok to use on the schools Twitter, Instagram and website we will also share/celebrate your child's achievements electronically with our wider school community.

**Week Commencing
8th January
STEM Week**
A week focussing on
Science
Technology
Engineering and
Maths



You might find the following video useful.

<https://www.youtube.com/watch?v=IV4cAknvY9Y>



foam blocks & shaving cream towers

PRESCHOOL STEM



LEGO Bridge Building Challenge



How to make a
STEM
BUILDING CHALLENGE




BUILDING SHAPES

STEM For Kids



MAKE a DIY BALANCE




www.taminglittlemonsters.com



Magic Milk

a simple science activity

Week Commencing
15th January
The Smeds and The Smoos

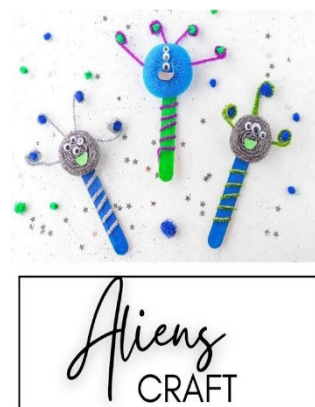


Below is a link to a youtube video of this book:-


<https://www.youtube.com/watch?v=yRpTgV-k9j8>




PAPER PLATE UFO CRAFT



Aliens
CRAFT



Week Commencing
22nd January
Bringing Down The Moon

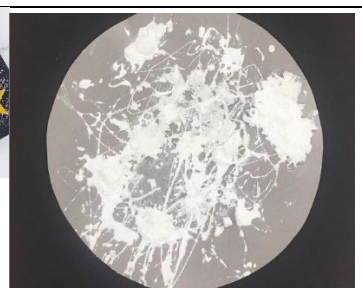


Below is a link to a youtube video of this book:-

<https://www.youtube.com/watch?v=xsmbnAWfnG0>


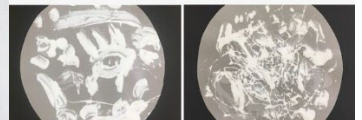


DIY
Moon Craft



Salt and Glue
Moon Art


puttingtheprettyinpreschool.com



Making Moon
CRATER STEM
ACTIVITY



Week Commencing
29th January
The Darkest Dark



Below is a link to a youtube video of this book:-

<https://www.youtube.com/watch?v=AkJ9ssPlKIU>




TP Roll **ASTRONAUT**



**TOILET ROLL
TUBE
ROCKETS**
KIDS CRAFT

Week Commencing
5th February
A Place for Pluto



Below is a link to a youtube video of this book:-
<https://www.youtube.com/watch?v=bkMa5Gum-KQ>



SUN CRAFT

