

# Nursery - Autumn 1 - Sept/Oct 2023

**English – This half term we will be focussing on the foundations of literacy. Developing the key speaking and listening skills children need to become fantastic readers and writers. At Picknalls we follow the Little Wandle programme and we will be looking particularly at pre-reading skills. The following link may be useful.**

**Why not try some of these activities at home.**

Listening is a key skill when starting to learn to hear the different sounds letters make. Try one of these listening games/activities.

- Hide a selection of noisy objects under a towel e.g. bunch of keys, crisp packet, squeaky toy etc. Make the sound without your child seeing the object. Can they guess what the sound is?
- Fill empty plastic bottles with different things e.g. rice, pasta, marbles, coins etc. Can they make quiet sounds, loud sounds, a sound like rain, a sound like thunder?



Listening to and retelling stories is another key skill. Why not try going on a story treasure hunt. Collect objects that appear in a story you share with your child. For example, if you focus on Whatever Next by Jill Murphy it could be some wellington boots, a colander, a teddy bear, an apple, a toy owl, and so on. Hide these objects around the house/garden for the children to find and then let them retell the story to you.

Some stories lend themselves really well to being re-enacted with masks – for example, The Gingerbread Man, Three Billy Goats Gruff and Chicken Licken.



Alternatively make stick puppets and create a show using a sheet/blanket or box as a puppet theatre.

Make musical instruments e.g. a rain stick or maraca  
<https://www.youtube.com/watch?v=giI9RfsAOuM>  
[https://www.youtube.com/watch?v=GucukVsB\\_lk](https://www.youtube.com/watch?v=GucukVsB_lk)



Saying and singing nursery rhymes is great for developing pre-reading skills. Can you say five different nursery rhymes every day this week? Could you make some finger puppets to go with your favourite nursery rhyme?



Pass the Parcel – 2 or three objects where you have two of the same thing. Arrange one set of objects in a line. Wrap the pairs up individually. Allow each child to feel the wrapped objects, describe them and place them in front of the object they think is the matching pair. Once they have placed all the wrapped parcels allow them to unwrap them and see how many they got right.



Words that describe – Create a 'feely bag' of items of different sizes, shapes, textures and colours.

Ask your child to describe what they feel before guessing what it might be. Is it soft, hard, sticky, large, small etc.



Keep the beat – You will need a saucepan and wooden spoon, or similar, each. Play a simple sequence of sounds and then ask you child to repeat back to you e.g. floor pan, floor pan. As their confidence grows make it more complicated e.g. floor, floor, pan, floor, pan. Children could think of a sequence for you to repeat back to them. What happens if you cover the saucepan with a plastic bag and pull it tight. What sound does it make? Do different materials make a different sound?

Go for a listening walk around your house and garden what can you hear? Draw a picture of all the different things in your house that make a noise?



# Nursery - Autumn 1 - Sept/Oct 2023

**Maths – This half term we will be focussing on counting to 5. Recognising the numerals 0 to 5 as well as writing the numbers to 5. Counting out a given number of objects.**

**Why not try some of these activities at home.**

Count carefully to 5 then 10. Remember to start with 0 then pop up 1 finger for each number till you get to 5 or 10.

Can you count backwards and put a finger down each time you say a number?



Can you count out the correct number of Cheerios/sultanas to match the number in the paper cake case?



Can you use play doh to make the shape of each number? Can you push the right amount of beads or similar into each number?



Draw 10 circles on a piece of paper. Roll a dice, count the spots then carefully count out that many marshmallows. Who will be the first person to fill all their

circles? As your child grows in confidence gradually increase the number of circles you start with.

Make 10 flowers and write the numbers from 0 to 10 in their centre. Can your child arrange/plant them in the correct order? You could do the same but stick numbered labels on cars, dinosaurs, train carriages etc. Can your child order them from 0 to 10. As an extra challenge can they order them from 10 to 0?



Make cards with numbers and or dots for your child to count. Provide a tray of sand, glitter, flour etc. and let your child try and write the correct number using their finger, a stick or

even a magic wand.


Write the numbers to 6 all over a pathway using chalk. Roll a dice and count the spots then scribble a number out. you could play this as a game with each person having a different coloured chalk. The winner is the one with the most scribbles! Use a second dice to get bigger numbers.



Use pipe cleaners and beads to practice counting out the correct number of beads. Children often forget to stop when they first try an activity like this and just keep threading. Repeating little and often will gradually correct this so please don't worry if this takes some time to fully grasp. Threading is a great fine motor activity to develop finger muscles ready

for holding a pencil to write.

Hold a number up can they do that many star jumps, bounces on their trampoline etc.



# Nursery - Autumn 1 - Sept/Oct 2023

**Connected Curriculum** – This half term our topic is: **Amazing Animals**. Each week we will focus on a different animal and explore new stories. Can you find out any interesting facts about these animals? Why not visit the local library and see if they have any non-fiction books to learn about these animals? Or do some exciting research on the internet.

Below we have provided details and some activity suggestions to allow you to support your child's learning at home just like English and Maths. Should you require any further information with any of this document please do not hesitate to talk to the Nursery teaching staff. We love to see what the children achieve at home so please feel free to send pictures to Miss V Goodwin (vgoodwin@picknalls.co.uk). Whilst we love to celebrate your child's achievements in the classroom if you confirm in your email, we are ok to use on the schools social media we will also share/celebrate your child's achievements electronically with our wider school community.


## Weeks Commencing

4<sup>th</sup> September

## Ahoy Me Harties!

A warm welcome to Picknalls!

## Focus story;



## Why not try some of these activities!

We will welcome the children into our classrooms with a fun and exciting pirate theme! These few days will be spent getting to know the children and help them settle into Picknalls life and our routines.



## Pirate Activities Kids Will Love



## PIRATE HEADBAND



## SINK THE BOAT

Buoyancy & Physics for Kids



11<sup>th</sup> September  
Emu

Focus stories;






Can you find out any fun facts about Emus?  
Where do they live? How fast can they run? What do they eat?

Why not have a look at these websites to find out some interesting facts:

<https://www.folly-farm.co.uk/zoo/meet-the-zoo-animals/emu/>

<https://brisbanekids.com.au/emu-facts-for-kids/>

Why not create some fun Emu crafts



18<sup>th</sup> September  
Tiger

Focus story;



What continent do Tigers live on? What is the most common tiger? How long can tigers live for?

<https://kids.nationalgeographic.com/animals/mammals/facts/tiger> Find out about Tigers here and why not watch the video?



Cardboard Tube  
**TIGER**



Take a picture of  
your scariest tiger  
face in this mask!



**PAPER-PLATE  
TIGER CRAFT**



© The Parenting Patch



craftulate.com

Why not try marble painting stripes on a tiger?




**Tiger  
SENSORY BAG**




25<sup>th</sup> September  
Peacock

Focus story;




TP ROLL  
PEACOCK



2<sup>nd</sup> October  
Hippos

Focus stories;



Why not check out what these hippos are doing on this hippo cam;  
<https://zoo.sandiegozoo.org/cams/hippo-cam>




Cardboard Tube  
**HIPPO**



9<sup>th</sup> October  
Ladybird

Focus story;




Can you go on a ladybird hunt around your garden or in the park? How many can you spot?



18 Super Adorable Ladybug Crafts



COUNTING  
LADYBUG  
SPOTS



POTATO  
MASHER  
LADYBUGS

16<sup>th</sup> October  
Pig

Focus story;



Can you find out facts about pigs? Why not look on here:

<https://kids.nationalgeographic.com/animals/mammals/facts/pig>

<https://www.coolkidfacts.com/facts-about-pigs/>

<https://www.sciencekids.co.nz/sciencefacts/animals/pig.html>



Paper Plate  
**PIGGY TWIRLERS**  
kidscraftroom.com




**Rocking Piggies**  
from Paper Plates



23<sup>rd</sup> October  
Shark

Focus story;



**COUNTING TEETH**  
Playdough Math Mats



**FEED THE SHARK**  
Free Printable



20+ Fun  
**SHARK**  
CRAFTS



*How to Make*  
**SHARK PORTHOLE SUNCATCHER**

[www.onesimpleparty.com](http://www.onesimpleparty.com)



